



Rialtas na hÉireann
Government of Ireland

The Budget in Brief

Your Guide to Budget 2023

Prepared by the Department of
Public Expenditure and Reform
and Department of Finance
[gov.ie/budget](https://www.gov.ie/budget) | [#Budget2023](https://twitter.com/Budget2023)



Contents	
Welcome to the Budget in Brief	1
What is the Budget?	2
The Budget Process	3
How is the Economy doing?	5
Where does the money come from?	7
How is the Money Spent?	9
Responsive Expenditure Measures	12
The Cost of Living	13
2022 - Once-Off Cost of Living Supports	15
Climate Action	17
Capital Investment	18
Budget 2023 - Key Measures	19
Where can I find out more?	23

Welcome to the Budget in Brief

This guide provides a high-level overview of Budget 2023.

Each year at Budget time important decisions are made about how public money will be spent and the level of taxation needed to fund this.

This guide aims to explain how money will be raised and spent in 2023. It has an easy-to-use format so that it can be used by a wide cross-section of society. This will enable people to take part in informed debate about the choices made by Government.

This guide provides a high-level overview of Budget 2023. If you would like to know more about any information found in this guide visit www.budget.gov.ie where a range of more in-depth material is available to download.




What is the Budget?

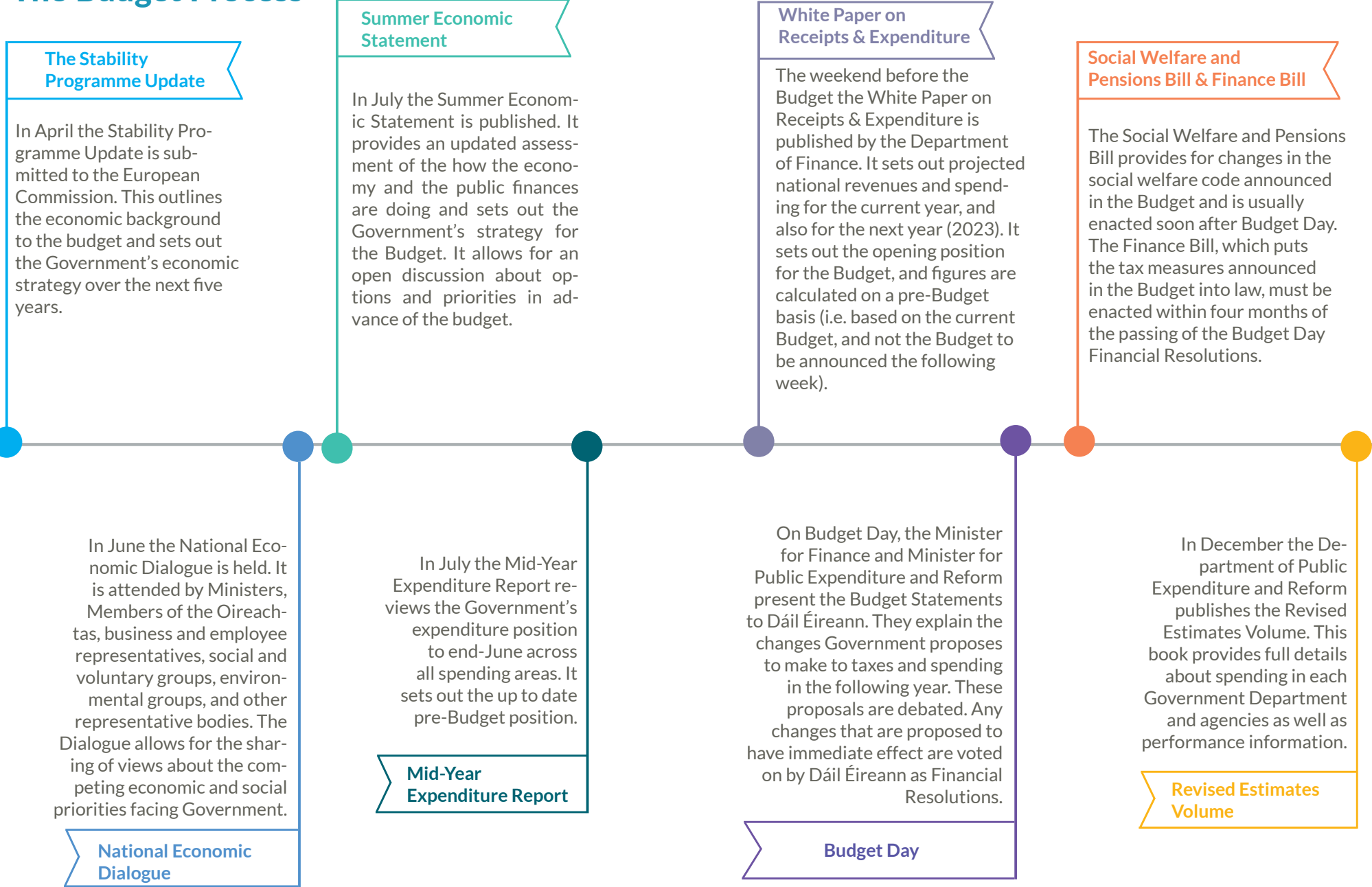
In autumn of each year the Minister for Finance and Minister for Public Expenditure and Reform announce the Government's spending, tax and borrowing plans for the following year.

This is called the national budget.

The budget covers all of Government spending and revenues. It includes all Government Departments and agencies, non-commercial State bodies as well as Local Government sector.



The Budget Process



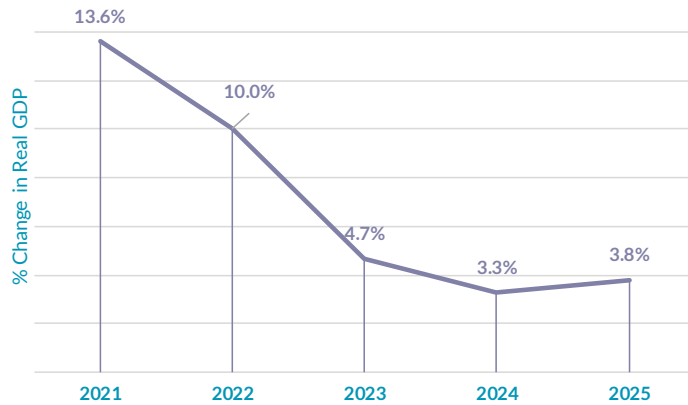
How is the Economy doing?

Gross Domestic Product

Real GDP is an inflation adjusted measure that reflects the value of all goods and services produced by an economy in a given year.

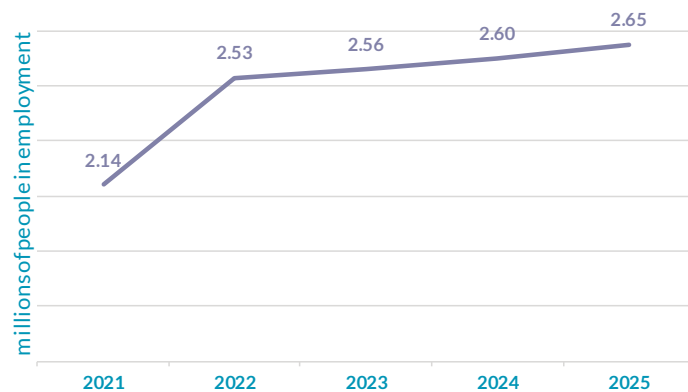
As a result of the strong growth and resilience of the multinational sector the economy is expected to grow by 10% this year.

Growth is expected to continue in 2023, with the economy expected to expand by 4.7%



Labour Market

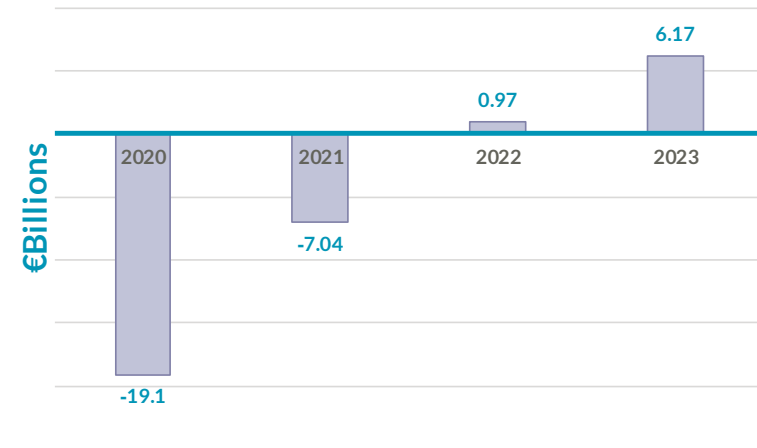
There are more people employed in Ireland than ever before. It is expected that over 2.5 million people will be in employment in 2023.



Surplus

The money that the State spends on providing goods and public services must be balanced with revenue or income received by the State. If the State spends less money than it collects this is a budget surplus.

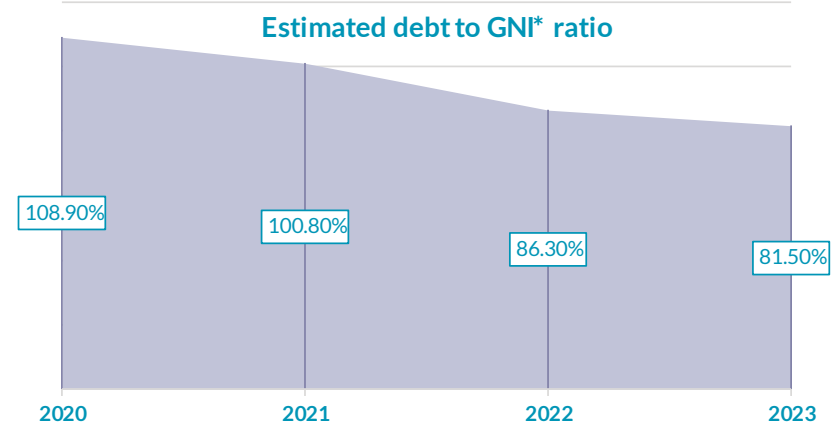
This year it is projected that there will be a general government surplus of €0.97 billion in 2022 and a surplus of €6.17 billion in 2023.



Debt Ratio

GNI* measures the size of the economy. The Debt to GNI* ratio shows Debt as a percentage of GNI*.

The debt to GNI* ratio is expected to be 81.5% by the end of 2023



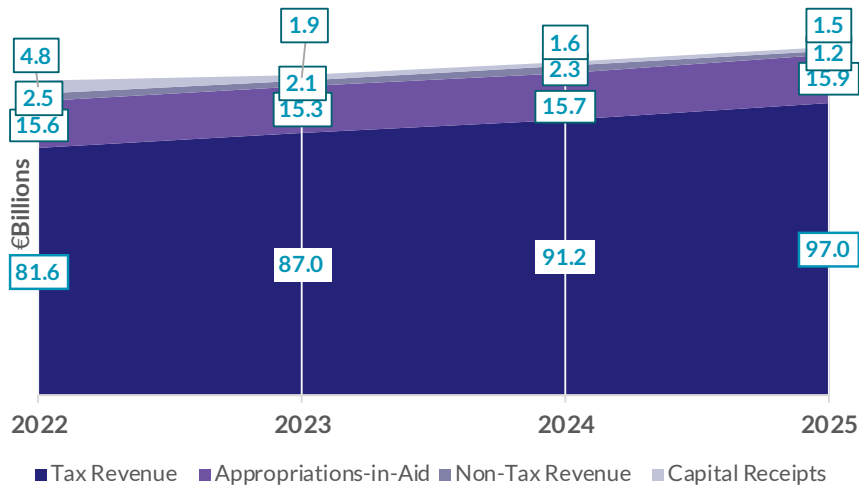
Where does the money come from?

All tax payments and other revenues received by the State are paid into a central fund, called “the Exchequer”. Government expenditure is funded from the Exchequer.

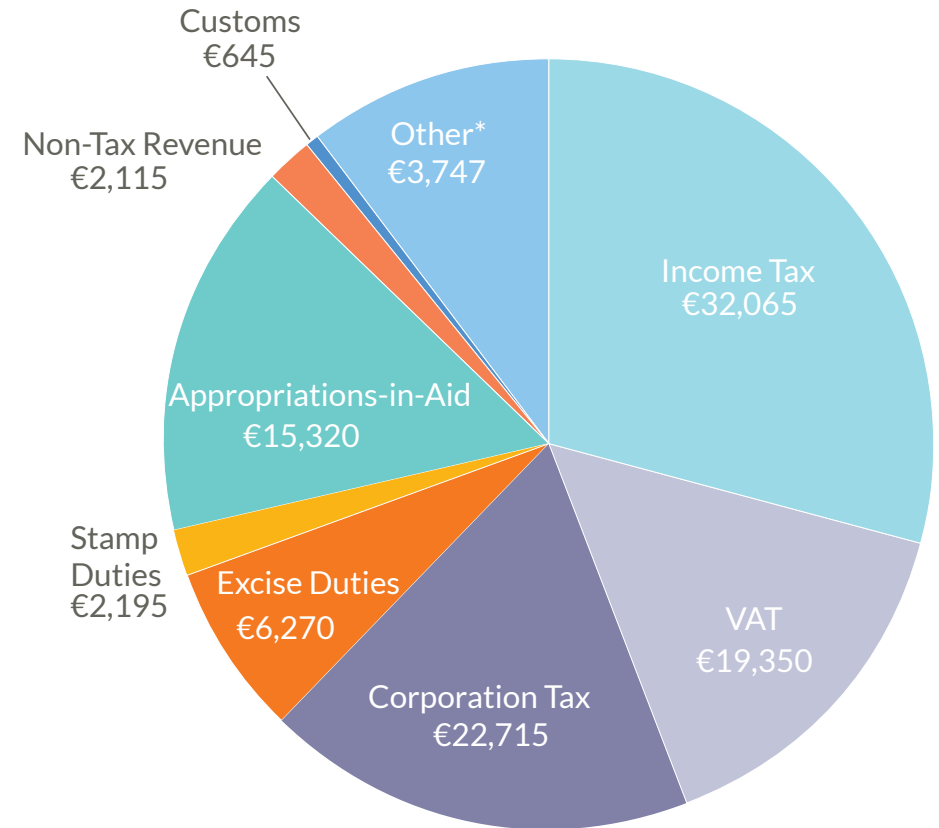
Government receives money from a number of sources:

- Tax revenue is paid by people and businesses.
- Non-Tax revenue comes from a number of sources including income from the Central Bank of Ireland, dividends from shares owned by Government and the National Lottery.
- Some money is generated by Government Departments and bodies for their own use. This is called “Appropriations-in-Aid”.
- Capital receipts can include receipts from the EU and loan repayments to the Exchequer

This chart shows the amount of revenue expected to be raised in 2023 through tax revenue, non-tax revenue, capital receipts and appropriations-in-aid. The total revenue is **€106.3 billion**.



This chart shows the amount of revenue expected to be raised in 2023 (in €million) through tax revenue, non-tax revenue and appropriations-in-aid. The total revenue is **€106.3 billion**.



*Other includes: Capital Gains Tax €2.165, Motor Tax €905, Capital Acquisitions Tax €675 and Capital Receipts €1.09. Rounding may affect total figures.


How is the Money Spent?

Money raised by the Government is spent on delivering public goods and services.

It can be divided into current and capital expenditure.



Current expenditure covers day-to-day spending by Government Departments, Agencies and Non-Commercial State Bodies and includes the wages and pensions of public servants.



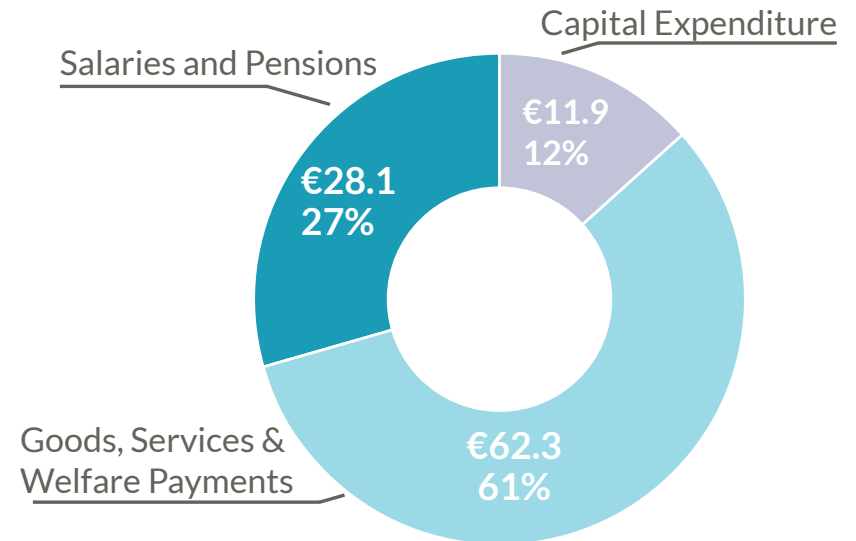
Capital expenditure includes spending on long-term physical assets (such as roads, bridges, hospital buildings and schools) and on non-physical assets (such as computer software).

The expenditure that is approved by the Dáil during the budget process is called "**Voted Expenditure**".



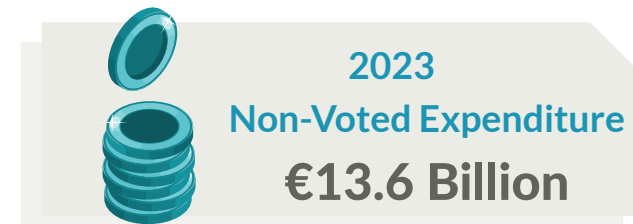
This chart shows how Voted Expenditure of €90.4 billion for 2023 is broken down between spending on goods and services, salaries and pensions and capital expenditure.

The figures are in €Billions.

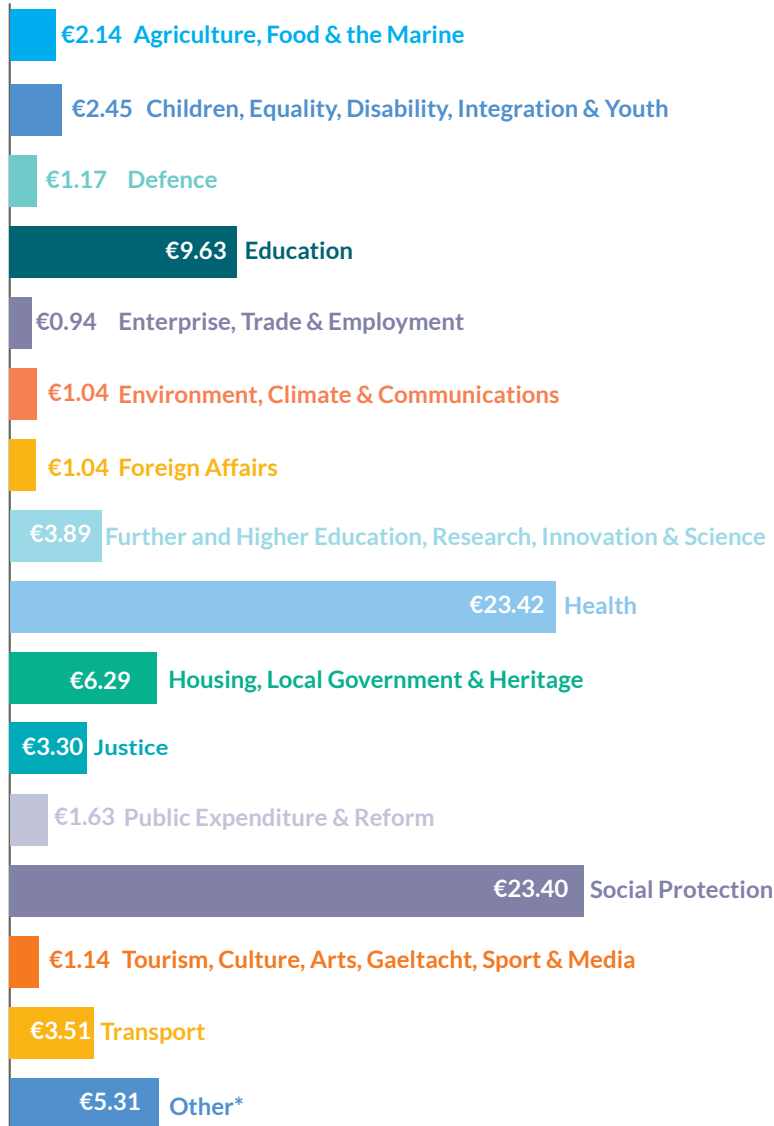


Non-Voted expenditure is not subject to annual Dáil approval but is allowed for under existing laws. It includes spending such as interest on the National Debt and Ireland's contribution to the EU Budget. It also includes costs such as the Houses of the Oireachtas and the salaries of judges.

Deposits into the "National Reserve Fund" are classified non-Voted Expenditure. This fund aims to save money for the future in case it is needed for an unforeseen emergency. Next year, €4 billion will be saved in the National Reserve Fund.



This figure illustrates how Voted Expenditure will be distributed across different policy areas in 2023 (in €billion).



* Note: "Other" includes Rural & Community Development (€0.39 billion), Taoiseach (€0.25 billion) and Finance (€0.57 billion). It also includes all unallocated funding (€2.7 billion), Public Sector Pay Deal (€1.4 billion), Shared Island Fund & ERDF (€0.18). Rounding may affect totals.

Responsive Expenditure Measures

Budget 2023 is providing €4.5 billion to respond to exceptional challenges such as providing humanitarian supports to refugees arriving from Ukraine and also meeting COVID-19 and Brexit related spending needs.



€2 billion

providing humanitarian support to refugees from Ukraine such as accommodation, welfare payments and education.



€1.7 billion

to continue to respond to Covid-19 and includes projects funded by the National Recover and Resilience Plan.



€0.8 billion

for other responsive measures such as supporting sectors dealing with adverse consequences of Brexit under the Brexit Adjustment Reserve

The Cost of Living

What is inflation?

Inflation is an increase in the level of prices of the goods and services that households buy. How quickly prices go up is called the rate of inflation.

The Consumer Price Index or CPI measures the overall change in the prices of goods and services that people typically buy over time.

As everyone has different tastes and spending habits, the CPI measures prices for a huge range of items. It also measures price changes for services e.g. hairdressing, taxi fares, insurance etc.

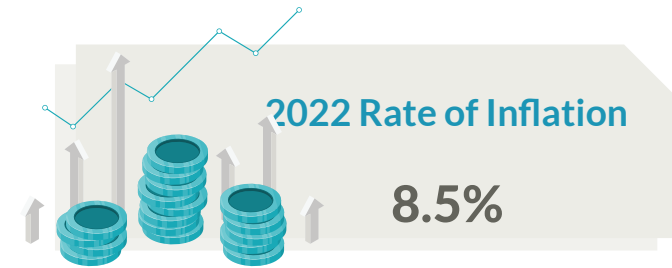
Why are inflation rates rising?

The rapid increase in inflation is being driven by global supply chain constraints, as well as the impact of Russia's invasion of Ukraine.

Pandemic restrictions caused disruptions for the production and distribution of goods. As restrictions eased and economies reopened, demand for goods increased, but severe supply chain bottlenecks arose which resulted in upward pressure on prices in industries everywhere.



As countries across Europe gradually phase out their supply of Russian gas, the price of oil has rapidly increased. This, in turn, causes energy prices to increase sharply. Rising energy prices mean higher production costs for companies which leads to price increases for consumers. This leads to high levels of inflation across sectors including household bills, food and retail.



What is being done about the cost of living?

Over €3 billion in expenditure and taxation measures have already been rolled out in 2022 to help households struggling with rising costs of living.

Budget 2022 provided:

- €1.7 billion in measures including Social Protection rate increases, a health affordability package and tax packages.

Additional temporary supports since Budget 2022:

- €200 Electricity Credit for domestic accounts
- €225 Fuel Allowance lump sum payment
- 20% reduction in Public Transport Fares
- €100 Increase in the Back to School Clothing and Foot wear allowance
- School Meals Programme extended to an additional 310 schools
- Waiver of School Transport Scheme fees
- Excise duty and energy VAT reductions; and a range of other measures.

2022 - Once-Off Cost of Living Supports



Support for Households
€2.5 billion



NOV ⚡ €200 Electricity Credit All Households c. 2 million recipients	JAN ⚡ €200 Electricity Credit	MAR ⚡ €200 Electricity Credit
---	-------------------------------------	-------------------------------------

NOV 👤 DOUBLE MONTH Child Benefit c. 1.2k children	NOV 💧 €400 LUMP SUM Fuel Allowance c. 370 k recipients	NOV 👤 €500 LUMP SUM Carers Support Grant & Disability Payment c. 350k recipients
--	---	---

OCT 👐 DOUBLE WEEK All Weekly Welfare Schemes c. 1.4 - 1.5 million recipients	NOV 👐 CHRISTMAS BONUS All Eligible Recipients	NOV 👤 €500 LUMP SUM Working Family Payment c. 47k recipients
---	---	---

NOV 🏠 €200 LUMP SUM Living Alone Allowance c. 230k recipients	NOV 🎓 €500 PAYMENT PhD Researchers c. 3 - 4k recipients	NOV 🎓 €8 MILLION Student Assistance fund Eligible recipients
NOV 🎓 DOUBLE PAYMENT SUSI Grant c. 50k recipients	OCT 🎓 €1,000 REDUCTION Student Contribution c. 98k recipients	NOV 🎓 €1,000 INCREASE Postgraduate Tuition Fee Contribution Grant c. 2.4k recipients

Support for Business - €1.4 Billion

👤 €200 MILLION Ukraine Emergency Response Scheme	👤 €1.2 BILLION Business Energy Support Scheme
---	--

Support for Communities - €340 million Funding for:

<ul style="list-style-type: none"> Local Authorities Schools Sports Bodies & Community Organisations 	<ul style="list-style-type: none"> Health Funded Bodies Culture Arts Gaeltacht Higher & Further Education Bodies
---	---

Climate Action

There will be a €7.50 increase on the current rate of Carbon Tax applied per tonne of carbon dioxide emission. This will bring the rate up to €48.50 per tonne. Carbon tax will increase by the same amount in every budget until 2029.

The increase will be applied to petrol and auto diesel from midnight on budget night (i.e., from 27 September) and all other fuels on 1 May 2023.

2023 Carbon Tax Rate Increase Impact for Fuel Bundles¹

Fuel Type	Typical Fuel Bundle	Impact of €7.50 increase (VAT incl.)
Petrol	60 litre fill	€1.28
Diesel	60 litre fill	€1.48
Kerosene	900 litre fill tank	€19.41
Peat	12.5kg bale	€0.19
Coal	40 kg bag	€0.90
Natural Gas	11,000 kWh	€16.98

¹Average annual household usage of Natural Gas is estimated at 11,000 kilowatt hours (kWh). This table assumes the rate of VAT applying to all heating fuels is 13.5%. The rate of VAT applied to Natural Gas was reduced from 13.5% to 9% with effect from 1 May 2022 on a temporary basis. The standard rate of VAT of 23% applies to petrol and auto diesel.



€623 million

raised through carbon tax will fund:

- €291M investment in residential & community energy efficiency
- €218M on targeted social protection interventions.
- €81M on incentivising farming in a greener more sustainable way
- €33M for the Carbon Tax Investment Programme

A detailed outline of the use of Carbon tax funds is available at www.gov.ie/budget if you want to learn more.

Capital Investment

As part of Project Ireland 2040, the National Development Plan (NDP) sets out the Government’s over-arching investment strategy for the period 2021-2030. This newly-revised plan is bigger, greener, more regionally balanced and with much higher levels of investment in housing and climate action.

The NDP will support recent Government priorities detailed in plans such as Housing for All, Our Rural Future, the Climate Action Plan as well as other sectoral strategies. It is estimated that approximately 80,000 average annual construction jobs will be sustained by this NDP investment.

In line with the NDP, €11.7 billion of capital expenditure is planned for 2023.

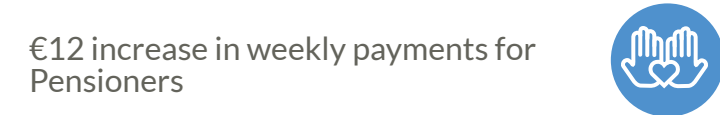


If you would like more information on the NDP, visit www.gov.ie/2040

Budget 2023 - Key Measures



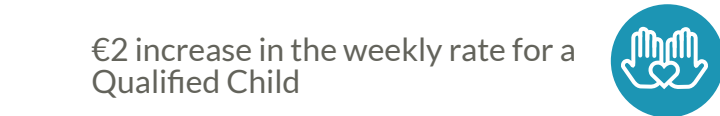
€12 increase in the Weekly Social Welfare Rate for working age recipients



€12 increase in weekly payments for Pensioners



€40 per week increase in the Working Family Payment threshold




€2 increase in the weekly rate for a Qualified Child



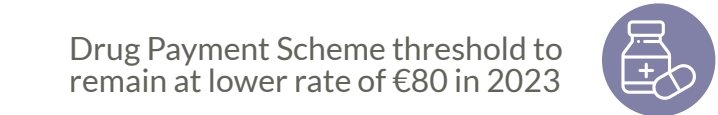
GP Visit Cards for those on/below the median income (340,000 additional people)



Abolition of all Inpatient Hospital Charges



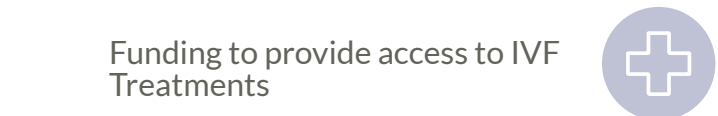
Free contraception for all women aged between 16 and 30



Drug Payment Scheme threshold to remain at lower rate of €80 in 2023



National Childcare Scheme hourly subsidy increased from 50c to €1.40



Funding to provide access to IVF Treatments



a one-point reduction in the primary staffing schedule from 24:1 to bring it to 23:1




Over 1,190 SNAs and 680 Special Education Teachers

Budget 2023 - Key Measures




Free School Book Scheme for Primary School Pupils from autumn 2023

1,000 new Garda and 430 Garda Staff



€500 increase in post-graduate contribution grant for eligible families

Over 2,500 additional places on craft & consortia led apprenticeships





Supporting 4,500 places on craft apprenticeship programmes

20% fare reduction on public transport continued to end 2023



Funding to support 8,800 new HAP tenancies and 800 RAS tenancies

9,100 new build social homes



5,500 new affordable homes for sale and rent

6,500 new social homes supported through Social Housing Current Expenditure Programme



Funding to deliver 37,000 home energy upgrades

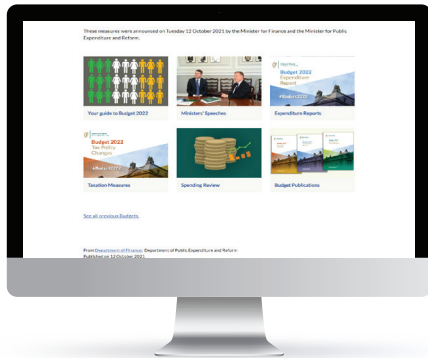
Increase in eligibility for Fuel Allowance



Where can I find out more?

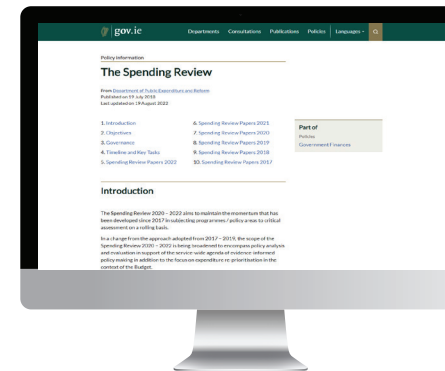
Budget website

This guide provides an overview of the spending and taxation decisions that have been made in the budget. If you would like to read some more detailed information and analysis, or even read the Ministers' Budget day speeches to the Dáil, visit www.gov.ie/budget to find out more



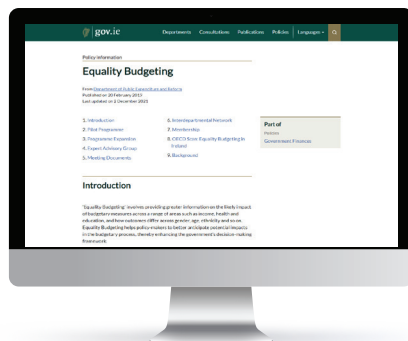
Spending Review

Through the Spending Review process expenditure is reviewed to ensure that taxpayers' money is spent in the most effective and efficient way. This also contributes to the information that is available to Government to support budgetary decisions. So far this year 7 Spending Review papers have been published. Additional papers will be published in the coming weeks. To read any Spending Review Paper, visit <https://www.gov.ie/en/collection/32ecd-spending-review-2022/>



Public Service Performance Reporting

The Public Service Performance Reports give an overview on what is being delivered with public funds. They provide a clear and accessible picture of how public funds have been allocated, how those funds have been used and the impact of this spending on our society. If you would like to read any of the Public Service Performance Reports visit <https://www.gov.ie/en/collection/61d3f-public-service-performance-reports/>



Where Your Money Goes

The 'Where Your Money Goes' website is an easy-to-use tool for examining government expenditure. The data is presented in a variety of interactive charts. Visit www.whereyourmoneygoes.gov.ie and check it out.





Rialtas na hÉireann
Government of Ireland



**Tithe an Rialtais, Sráid Mhuirfean Uacht,
Baile Átha Cliath 2, D02 R583, Éire**
Government Buildings, Upper Merrion Street,
Dublin 2, D02 R583, Ireland

T: +353 1 676 7571 | @IRLDeptPER
www.gov.ie/per